



US00D727526S

(12) **United States Design Patent**
Mercado Diaz

(10) **Patent No.:** **US D727,526 S**

(45) **Date of Patent:** **** Apr. 21, 2015**

(54) **MALE ENHANCEMENT AND MASSAGE DEVICE**

(71) Applicant: **Jesus Manuel Mercado Diaz**, Miami Beach, FL (US)

(72) Inventor: **Jesus Manuel Mercado Diaz**, Miami Beach, FL (US)

(**) Term: **14 Years**

(21) Appl. No.: **29/496,718**

(22) Filed: **Jul. 16, 2014**

(51) **LOC (10) Cl.** **28-03**

(52) **U.S. Cl.**
USPC **D24/215**

(58) **Field of Classification Search**

CPC A61H 19/00; A61H 19/30; A61H 19/32;
A61H 19/34; A61H 19/40; A61H 19/44;
A61H 19/50

USPC D24/211–215; 601/114, 120, 121, 124,
601/125, 130, 131, 134, 135, 136, 137;
D28/91.2

See application file for complete search history.

(56) **References Cited**

U.S. PATENT DOCUMENTS

D375,552	S *	11/1996	Davi	D24/106
D496,458	S *	9/2004	Lin	D24/143
D517,216	S *	3/2006	Zou et al.	D24/215
D523,958	S *	6/2006	Fang	D24/143
D552,748	S *	10/2007	Gromosaik et al.	D24/215
D552,749	S *	10/2007	Gromosaik et al.	D24/215
D556,336	S *	11/2007	Talbot et al.	D24/215
D557,805	S *	12/2007	Gromosaik et al.	D24/143
D557,806	S *	12/2007	Gromosaik et al.	D24/143
D566,289	S *	4/2008	Tasker et al.	D24/215
D581,544	S *	11/2008	Adams	D24/215
D605,779	S *	12/2009	Murison	D24/215
D616,559	S *	5/2010	Boyer	D24/200
7,931,605	B2 *	4/2011	Murison	601/70

D637,302	S *	5/2011	Post	D24/215
D652,942	S *	1/2012	Murison	D24/215
D665,094	S *	8/2012	Sedic	D24/215
D670,396	S *	11/2012	Doogan	D24/200
D681,221	S *	4/2013	Chen	D24/215
D681,224	S *	4/2013	Chen	D24/215
2008/0009775	A1 *	1/2008	Murison	601/46
2011/0124959	A1 *	5/2011	Murison	600/38

* cited by examiner

Primary Examiner — Sandra Snapp

(74) *Attorney, Agent, or Firm* — Nancy J. Flint, Esq.; Nancy J. Flint, Attorney At Law, P.A.

(57) **CLAIM**

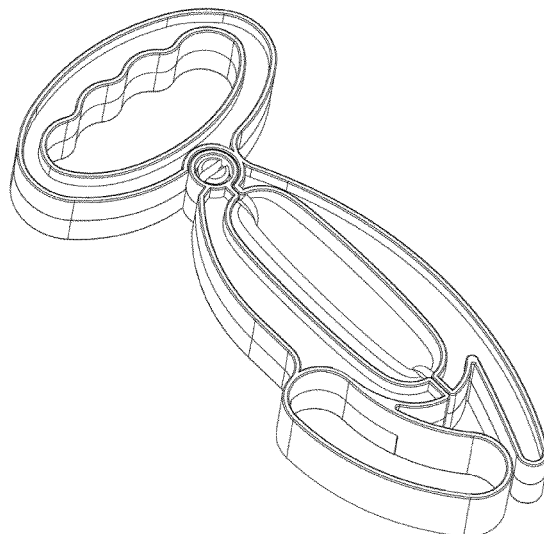
The ornamental design for a male enhancement and massage device, as shown and described.

DESCRIPTION

FIG. 1 is a top perspective view of a male enhancement and massage device in its closed position showing my new design; FIG. 2 is a top view of the male enhancement and massage device in its closed position; FIG. 3 is a bottom view of the male enhancement and massage device in its closed position; FIG. 4 is a right side view of the male enhancement and massage device in its closed position; FIG. 5 is a left side view of the male enhancement and massage device in its closed position; FIG. 6 is a front view of the male enhancement and massage device in its closed position; FIG. 7 is a rear view of the male enhancement and massage device in its closed position; FIG. 8 is a top view of the male enhancement and massage device in its open position; and, FIG. 9 is a perspective view of the male enhancement and massage device as it is used.

Any broken lines illustrative of environmental structure in the drawings are not part of the design sought to be patented.

1 Claim, 7 Drawing Sheets



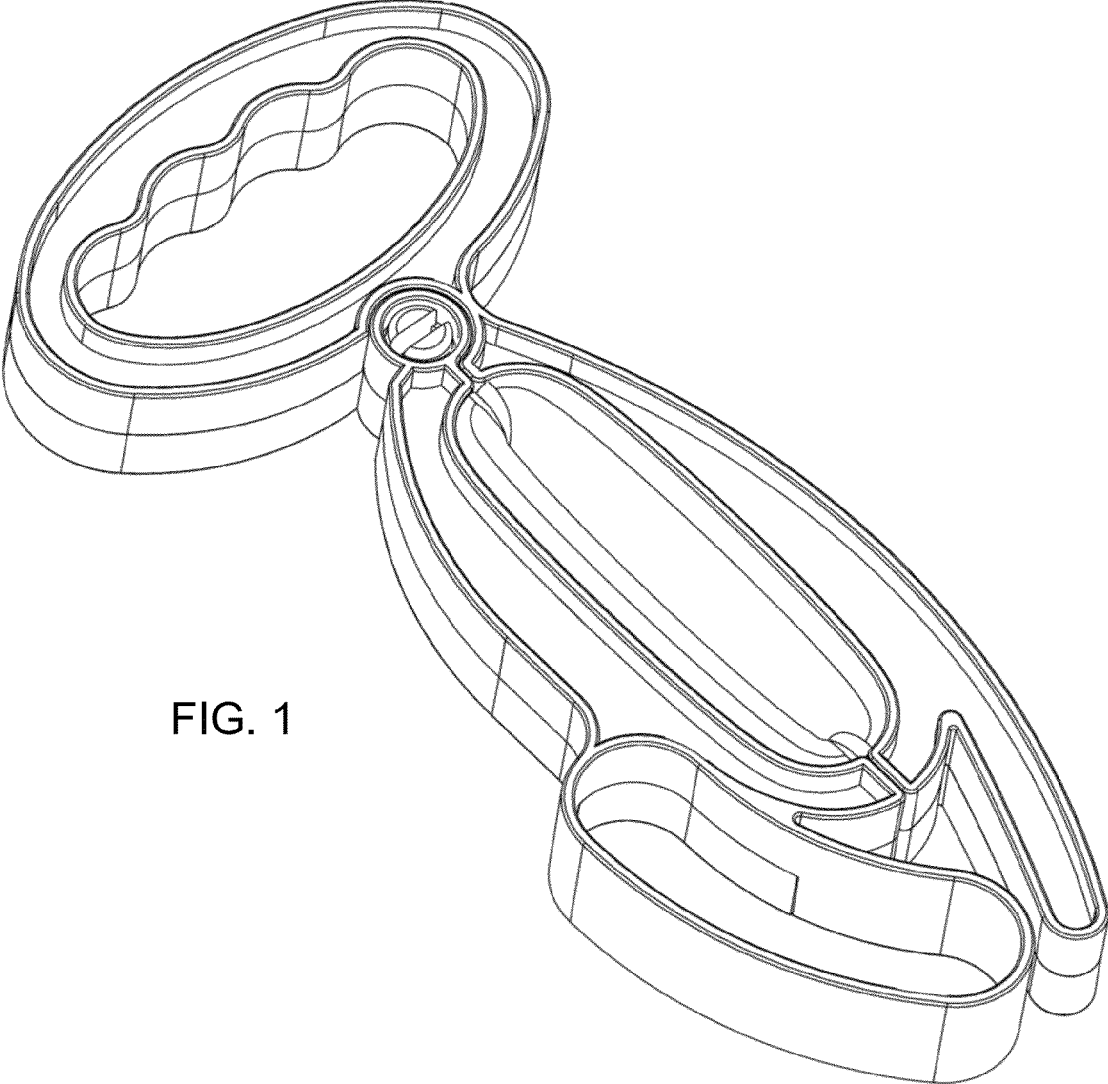


FIG. 1

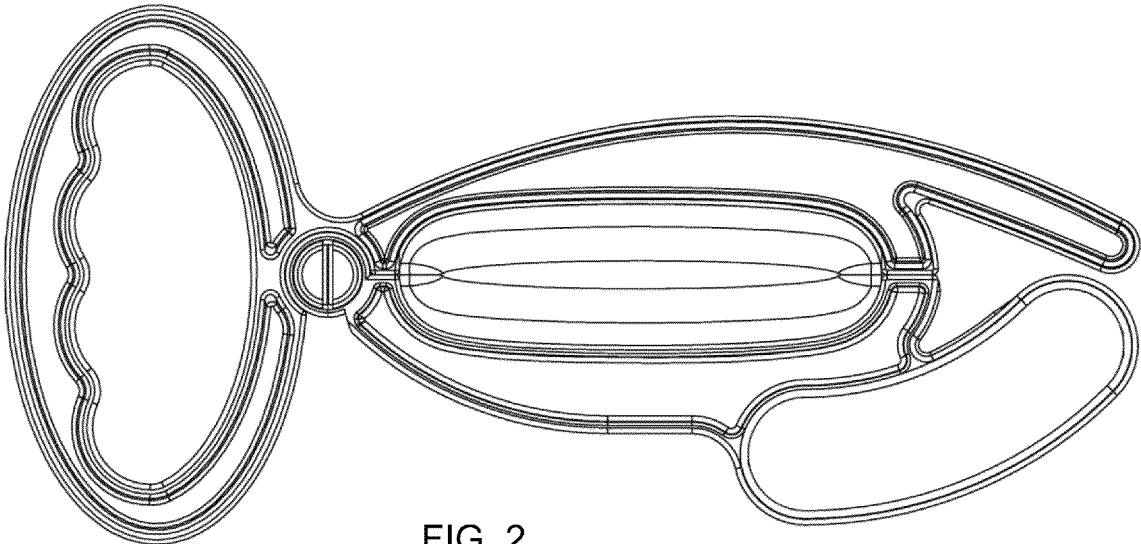


FIG. 2

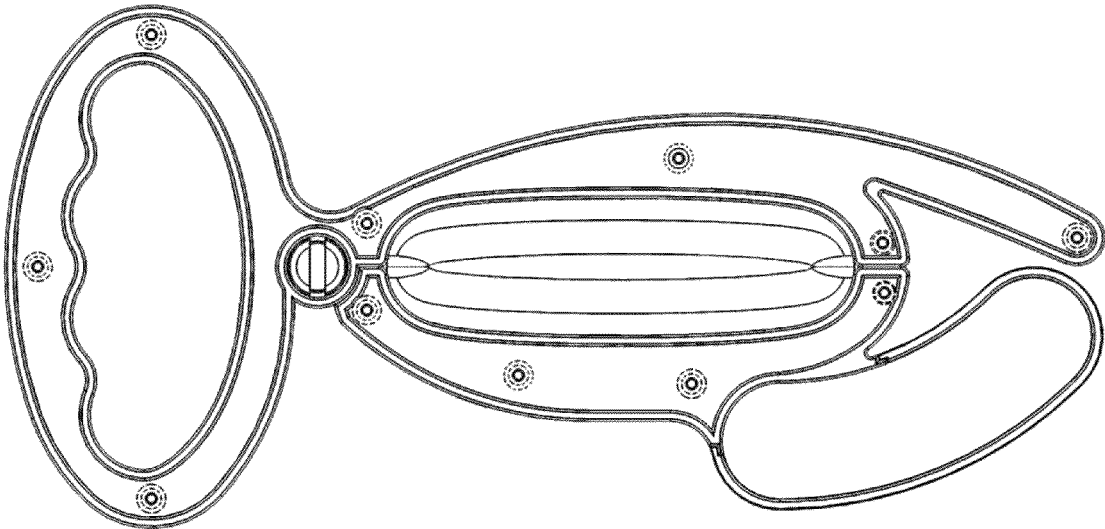


FIG. 3



FIG. 4





FIG. 5

FIG. 6



FIG. 7



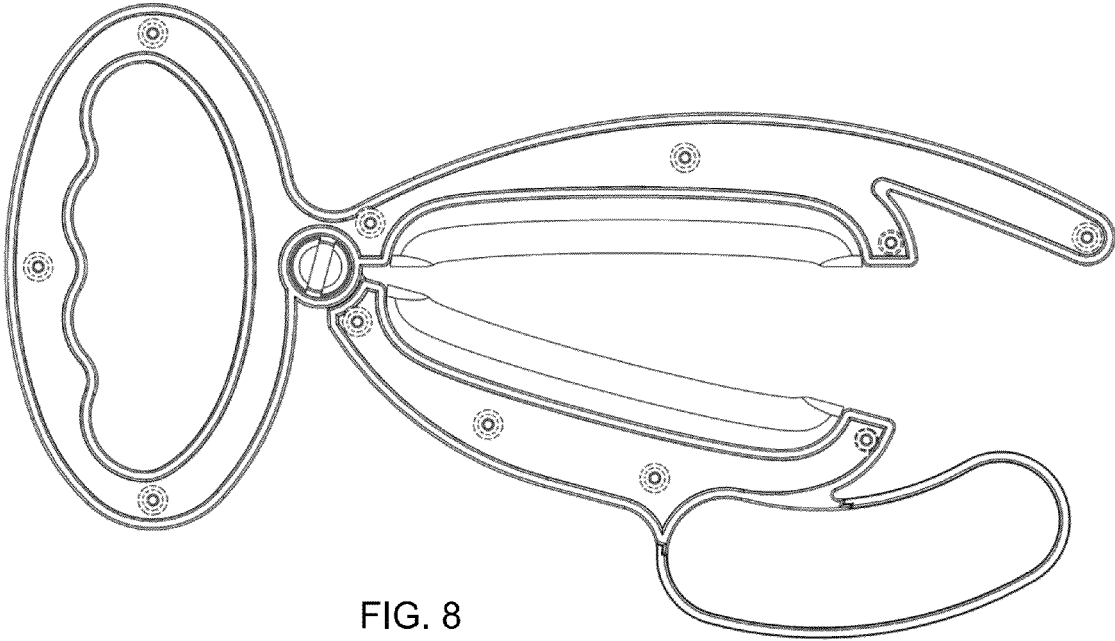


FIG. 8

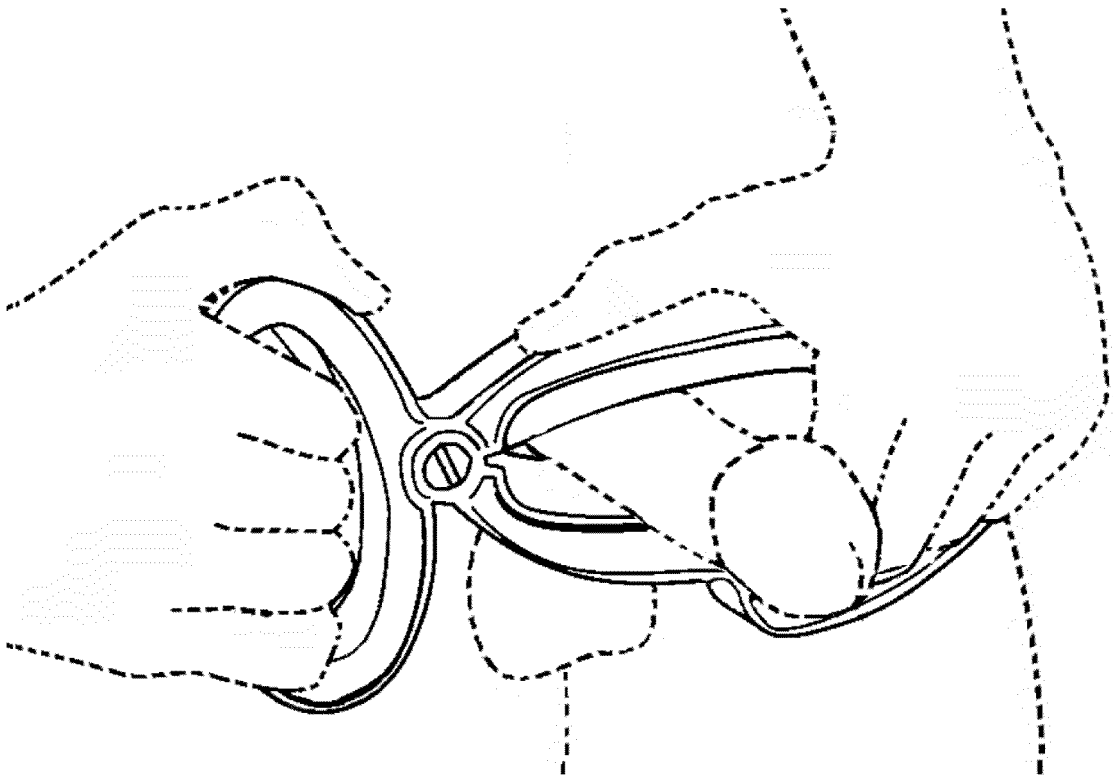


FIG. 9